

Lines and angles worksheet class 7

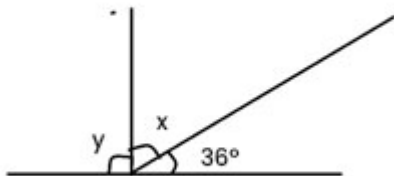
Exercise

I. Fill in the table with the corresponding angles -

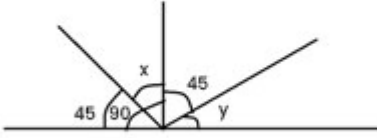
Sl no.	Angle	Complementary angle	Supplementary angle
1	45°		
2	65°		
3	120°		
4	90°		
5	0°		
6	30°		
7	150°		
8	11°		
9	1°		
10	180°		

II. Find the values of x and y in the following diagrams:

a.



b.



c.



Download Printable lines and angles worksheet for grade 7



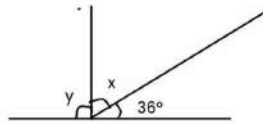
**Class - 7th
(Lines and Angles)
Maths Worksheet**

1. Fill in the table with the corresponding angles -

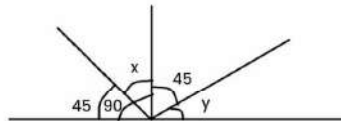
S. No.	Angle	Complementary angle	Supplementary angle
1.	45°		
2.	65°		
3.	120°		
4.	90°		
5.	0°		
6.	30°		
7.	150°		
8.	11°		
9.	1°		
10.	180°		

2. Find the values of x and y in the following diagrams:

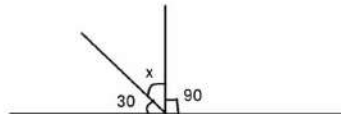
(a)



(b)



(c)



For more worksheets please contact

Call us : 08045681010 / 8800999284

Visit : www.takshilalearning.com

lines and angles worksheet class 7

ANSWER

I.

Sl no.	Angle	Complementary angle	Supplementary angle
1	45°	45°	135°
2	65°	25°	115°
3	120°		60°
4	90°	0°	90°
5	0°	90°	180°
6	30°	60°	160°
7	150°		30°
8	11°	79°	169°
9	1°	89°	179°
10	180°		0°

II.

a. $x=54^\circ$, $y= 90^\circ$

b. $x= 45^\circ$, $y= 45^\circ$

c. $x=60^\circ$